



Chaska w/Arched Prairie pattern full door shroud

Chaska Series

Chaska Options & Accessories 2
 Chaska Specifications..... 4

Jackson Series

Jackson Options & Accessories 6
 Jackson Specifications 8

CHASKA SERIES OPTIONS & ACCESSORIES

Three Piece Shrouds/Door Shrouds



Standard three piece shroud



Colonial shroud



Colonial shroud w/three piece magnetic appliques



Drake pattern full door shroud



Arched Drake pattern full door shroud



Arched Prairie pattern full door shroud



Rectangular Prairie pattern full door shroud



Mission bifold door shroud



Mission design doors



Mission design doors antique copper



Mission design doors brushed nickel

The above door finishes are lightened in this literature to show distinct details of each face.

Controls



Wall mount thermostat



Wireless wall mount thermostat



Wireless wall switch



Remote control




IPI full function remote

Refractories



Brick refractory



Red brick refractory (optional)

Door Finishes



Titanium finish



Rust finish



Chaska w/Mission bifold doors



Chaska w/Mission design doors



*Chaska w/Rectangular
Prairie pattern full
door shroud*

CHASKA SERIES GAS INSERT SPECIFICATIONS

Model	Fuel Option	High	Low
Chaska	NG	27,500	19,000
Chaska	LP	28,000	20,400
Chaska XL	NG	36,500	22,000
Chaska XL	LP	36,000	22,000

Chaska Radiant* and Chaska XL Radiant*
*Radiant models do not include fan

Canada P-4 approved

Standard Features

- Efficiency rating: NG - 79% LP - 79% (Chaska)
- Efficiency rating: NG - 75% LP - 80% (Chaska XL)
(Steady state efficiency at high burn, In-House testing)
- High quality lifetime ceramic glass: 14 1/4" x 29" (Chaska)
- High quality lifetime ceramic glass: 18" x 32" (Chaska XL)
- Refractory brick lining
- Quick-latch glass / pressure relief system
- Co-linear vent system - 3" combustion air / 3" exhaust
- Innovative vent connection system
- Engineer-designed burner system
- Fan kit with variable speed control (2 - 75 CFM) except Radiant models
- Chaska - IPI & Chaska XL - IPI only (electric ignition) - remote modulating valve system w/flame, fan adjustment & fan kit
- Upper grill/hood and lower grill (black) included
- Minnesota Energy Code compliant to 50 pascals

Optional Features

- Full door shroud designs
- Three (3 pc.) standard size shrouds and custom shrouds
- Chaska surrounds available: 25" x 38"; 27 1/2" x 42"; and 30" x 44"
- Chaska XL surrounds available: 27" x 40"; 30" x 44"; and 33" x 46"
- Mission design doors - also available in antique copper and brushed nickel
- Available finishes black, rust or titanium
- Non-IPI units only: remote control or thermostatic remote control
- Non-IPI units only: wall thermostat / wireless wall mount thermostat
- Red brick refractory

Safety

- Each unit factory tested!
- Tested by OMNI-Test Laboratories complies with ANSI-Z21.88a-2007•CSA 2.33a-2007 'Vented Gas Fireplace Heaters'
- U.S. & Canadian installation approved
- Sealed combustion chamber with standing pilot ignition
- Removable millivolt board with 30-second safety pilot
- Requires NO ELECTRICITY to operate - excluding fan
- Automatic pressure relief glass system
- Bedroom & mobile home approved

Minimum Dimensions

Chaska

- | | |
|------------------------------------|---|
| Existing Fireplace Opening: | Existing Chimney: |
| • Height: 19 1/4" | • Class 'A' metal chimney or masonry chimney: 7" I.D. |
| • Width: 31" | • Minimum chimney height: 12' |
| • Depth: 15 1/4" | • Maximum chimney height: 30' |

Chaska XL

- | | |
|------------------------------------|---|
| Existing Fireplace Opening: | Existing Chimney: |
| • Height: 23 1/2" | • Class 'A' metal chimney or masonry chimney: 7" I.D. |
| • Width: 33 1/2" | • Minimum chimney height: 12' |
| • Depth: 16 1/2" | • Maximum chimney height: 35' |

Specifications

Chaska

- Height: 19 1/4"
- Depth: 14 1/2"
- Width: 30 7/8"
- Weight: 140 lbs.
- Back Width: 23 1/8"

Chaska XL

- Height: 23"
- Depth: 16"
- Width: 33 3/8"
- Weight: 158 lbs.
- Back Width: 24 3/8"

Clearances

Chaska

- From insert bottom to combustible floor in front 3 1/2"
- From insert to sidewall 10"
- Insert top to 3/4" trim. 8"
- Mantel 10" deep from top of insert* 13"

Chaska XL

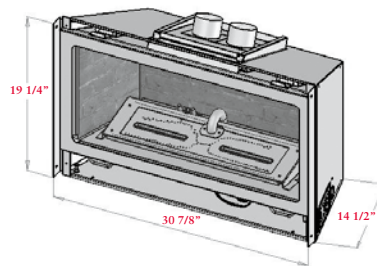
- From insert bottom to combustible floor in front 6"
- From insert bottom underneath to combustible floor 0"
- From insert to sidewall 12"
- Insert top to 3/4" trim. 12"
- Mantel 9" deep from top of insert* 16"

Vent System Approval & Requirements

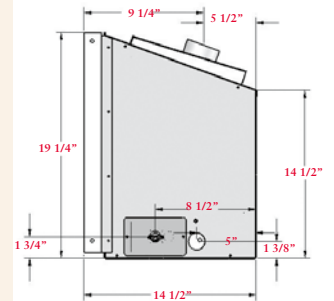
This fireplace is approved for use with the following co-linear flexible vent systems:

- Simpson Dura-Vent™ DV-GS - 3" x 3"
- Selkirk Metalbestos™ Direct Chimney System - 3" x 3"
- American Metal Products™ Ameri-Vent System - 3" x 3"
- Kozy Heat™ #816 co-linear vent flexible termination kit

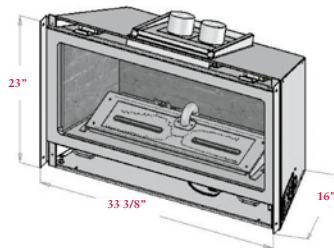
*Refer to the installation manual for complete installation & venting requirements.



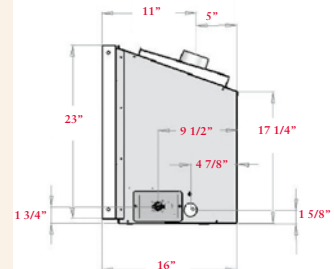
Chaska



Chaska



Chaska XL



Chaska XL




*Jackson w/Prairie screen
doors and black grills*

Turn Cold to Kozy...


Transform that cold, drafty fireplace with a clean efficient gas insert from Kozy Heat. Direct vent gas fireplace inserts are self-contained units designed to be installed within an existing fireplace opening. They can provide more heat than natural gas log sets as a result of controlled combustion and ventilation. With just the flick of a switch you have a warm, safe, fire without the smoke and ashes of wood. So discover the warmth, beauty and convenience of a Kozy Heat gas fireplace insert.

JACKSON SERIES OPTIONS & ACCESSORIES


Full Door Shrouds



Black Renaissance pattern full door shroud



Brushed nickel Renaissance pattern full door shroud




Black Mission design full door shroud

Also available in onyx and antique copper


Three Piece Shrouds & Doors



Black onyx Mission design



Brushed nickel diamond pattern



Antique copper oval pattern

The above three doors are available in all finishes, only black contains screen



Black screen doors



Black Prairie screen doors



Moose pattern



Deer w/broken tree pattern

Grill Sets



Brass grills



Brass accent grills



Brushed nickel grills



Brushed nickel accent grills



Black grills

Chrome and chrome accent grills not shown

The grills shown above are examples of the different finishes available - the number of louvers per grill varies by model


Trims



Arched valance brass trim



Arched valance chrome trim



Rectangular valance



Valance screen

Controls



Wall mount thermostat



Wireless wall mount thermostat



Wireless wall switch



Remote control

Refractories



Standard brick refractory



Rock refractory (for #XL & #XXL only)



Jackson w/black screen doors and black grills



Jackson w/standard black grills and rock refractory



Jackson w/black diamond pattern doors and black grills

JACKSON SERIES GAS INSERT SPECIFICATIONS

Model	Fuel Option	High	Low	*Efficiency
Jackson	NG	40,000	27,500	80%
Jackson	NG	33,000	23,000	80%
Jackson	LP	30,000	23,500	81%
Jackson XL	NG	36,000	27,000	80%
Jackson XL	LP	36,000	25,000	81%
Jackson XXL	NG	40,900	31,900	80%
Jackson XXL	LP	39,700	30,900	80%

Steady state efficiency at high burn.

Jackson Radiant* and Jackson XL Radiant*

* Radiant models do not include fan

Zone Heat

Install a Kozy Heat furnace rated, high efficient fireplace and save money - lower your fuel bill when you turn your furnace down and heat only the room(s) where you'll be spending time in.

Standard Features

- High quality borofloat glass
 - Jackson 12" x 27"
 - Jackson XL 17" x 30"
 - Jackson XXL 21" x 35"
- Quick-latch glass with standard arched valance
- Seasonal heat-dump baffle
- Co-linear air duct (manifold)
- Automatic fan (2 - 75 CFM) with variable speed control
- Refractory firebrick panels (back & sides)
- High-low regulator
- Patented burner & log design
- Minnesota energy code compliant to 50 pascals

Optional Features

- Co-linear vent system
 - Co-axial vent system - includes co-axial air duct
 - Grills - several styles/finishes available
 - Arched valance brass or chrome glass trim
 - Rectangular valance (replaces arched valance)
 - Valance screen
 - On/off remote control or thermostatic remote control
 - Wall-mount thermostat / wireless wall mount thermostat
 - Decorative (beveled) paneled glass (Jackson XL)
 - Decorative screen doors
 - 3 pc. or 4 pc. shrouds (Masonry or ZC style) with on/off switch mounting hole
 - Black, brass or chrome shroud trim
 - Custom shrouds (Masonry or ZC style)
- NOTE: Custom shroud order form must be completed.

Safety

- Each unit factory tested!
- Tested and complies with ANSI Z21.88b-2008 • CSA 2.33b-2008 "Vented Gas Fireplace Heater"
- Sealed combustion chamber
- Removable millivolt board with 30-second delay
- Safety pilot with piezo standing pilot ignition
- Requires no electricity to operate - excluding fan
- Automatic pressure relief glass system

MINIMUM EXISTING FIREPLACE OPENING DIMENSIONS

Model	Height	Width	Depth	Width at Min. Depth at Location
Jackson	19"	31 1/2"	16 1/2"	21"
Jackson XL	23 1/2"	33 1/2"	16 1/2"	23 1/2"
*Jackson XXL	28"	38 1/2"	16 1/2"	26 3/4"

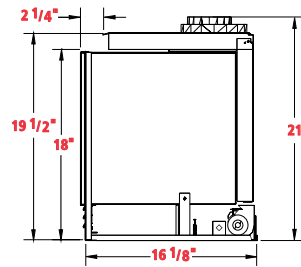
*Minimum opening width is smaller than the actual fireplace width.

Termination Options

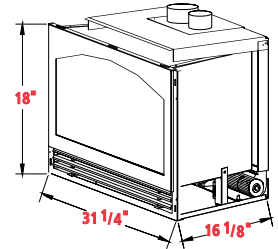
- Co-axial vent system - 40" of 4" x 6" flex pipe with termination cap (Jackson only)
- Extension kit (optional)
- Minimum chimney height - 12'
- Maximum chimney height - 40'
- Co-linear vent system - 25' of 4" and 3" flex pipe with termination cap
- Extension kit (optional)
- Minimum chimney height - 12' - Jackson
11' - Jackson XL & Jackson XXL
- Maximum chimney height - 30' - Jackson
40' - Jackson XL & Jackson XXL

IMPORTANT: Refer to the installation manual for the model you are installing for complete installation and venting requirements.

Co-Axial Air Duct

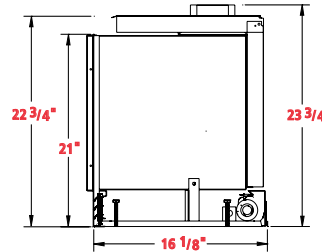


Co-Linear Air Duct

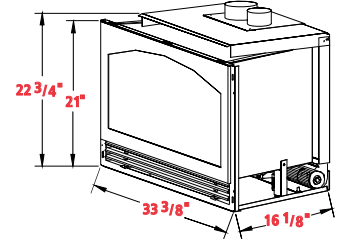


Jackson Model
Weight - 125 lbs.

Co-Linear Air Duct

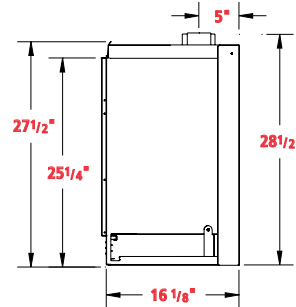


Co-Linear Air Duct

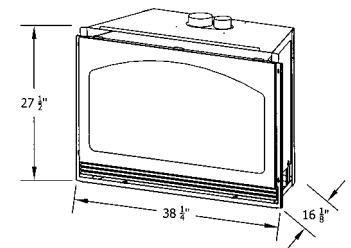


Jackson XL Model
Weight - 135 lbs.

Co-Linear Air Duct



Co-Linear Air Duct



Jackson XXL Model
Weight - 200 lbs.



For complete information and installation instructions, contact your Kozy Heat Dealer at:

Manufactured by Hussong Mfg. Co. Inc.
204 Industrial Park Drive, Lakefield, MN 56150
Phone 1-800-253-4904 www.kozyheat.com

In order to continually provide the highest quality product available, specifications and dimensions are subject to change. Refer to the unit installation manual for complete installation instructions. Installation must conform with local building codes.